

# Silvermine

**SPRING  
2025**

Silvermine School of Art

## **Spring Session**

**March 31 - May 23**

*Jewelry, Metal & Stone Courses will conclude the week of June 8*

*Courses and workshops for adults and youth*

**Registration Opens: February 12, 9:00am**

School Closed: Memorial Day - May 26

## **Summer Art Studios**

**June 16 - August 22**

*Week long art classes for ages 3-17*

**Registration is Open**

School Closed: Independence Day - July 4

### **School Office Hours**

**Monday – Friday**

**Hours:** 9:00 AM – 5:00 PM

**Phone:** 203-966-9700, ext. 2

1028 Silvermine Rd, New Canaan, CT

The school office is the grey house, located across the street from the main building, to the left of the Silvermine Market.

### **Registration Information**

#### **Need Help Choosing a Course?**

If you need assistance in your selection, contact the school office: 203-966-9700, ex.2 or [schoolregistrar@silvermineart.org](mailto:schoolregistrar@silvermineart.org)

#### **How to Register?**

**Online:** [www.silvermineart.org](http://www.silvermineart.org)

**Phone:** 203-966-9700, ext. 2

**No in person, emails or fax registrations.**


### **Want to Register Early?**

Become a Silver Benefactor today! Donations totaling \$1,000 or more annually entitle you to register before the general public.

Click [here](#) to make your donation.

### **Give the Gift of Art**

Gift Certificates for workshops and courses are available in any denomination. Call 203-966-9700 ext.2 to make your purchase.



### **General Studio Policies**

*View the full list of studio policies [here](#).*

Studio scheduling is at the discretion of Silvermine Art Center. Students attending programs are permitted to use the facilities during scheduled program times only.

- Arrival/Set Up
- Departure/Clean Up

## Enrollment & Withdrawal Policies

Policies regarding withdrawals and reimbursements vary based on program type (courses, workshops, summer art studios). Please be sure to familiarize yourself with all applicable policies prior to your registration.

Click [here](#) for the full list of policies:

- General Registration Policies
- Reimbursement Options
  - *Reimbursements for Courses*
  - *Reimbursements for Workshops*
- Photograph & Video Waiver Release



*The Art of Stone Sculpture, instructor; Andrew Davis*

## Course Levels

**Beginner** (for students with little to no experience)

**Intermediate** (for students with a strong grasp of basic techniques)

**Advanced** (for students with significant experience and ability to work with some independence)

**All Levels** (for beginner, intermediate and advanced students)



*Sogetsu Ikebana: The Art of Japanese Flower Arrangement, instructor; Shizue Pleasanton*

## Contents

*Private Lessons, Birthday Parties,  
Open Sketch, Gallery*

[3](#)

---

**Adult Courses** [4-28](#)

*Painting & Drawing* [4-16](#)

*Ceramics* [16-18](#)

*Printmaking* [19-20](#)

*Metal & Sculpture* [20-23](#)

*Jewelry & Metalsmithing* [23-25](#)

*Special Studies* [25-26](#)

*Photography & Digital Arts* [26-27](#)

*Mixed Media & Collage* [27-29](#)

**Adult Workshops** [29-44](#)

---

**Youth Courses** [45-48](#)

**Youth Workshops** [48-49](#)



### Private Lessons

Silvermine offers private lessons to students ages 4 and up in one-on-one sessions or for groups up to 18 participants. Inquire [here](#).

### Birthday Parties

Have a unique and memorable art party for your child! Children ages 3 to 15 can experience the arts in an actual art studio. Choose from a variety of art projects and themes to have your child and their friends create a one-of-a-kind piece of art. For more information click [here](#).



### Open Sketch

These sessions are open to the public, ages 16 & up and provide the opportunity to work from a live model, in the artist's preferred medium.

Open Sketch sessions are all walk-in. Students work independently, no instruction provided. Payment is made in CASH or CHECK (exact change only). There is no payment through credit card. For more information click [here](#).

#### Schedule:

**Monday:** 1:00 PM – 4:00 PM | **\$25.00**

**Friday:** 10:00 AM – 3:30 PM | **\$35.00**



### Gallery

We invite you to come visit our five galleries, with free admission, presenting exhibitions by emerging and established contemporary artists; a permanent collection of original prints; and an outdoor Sculpture Walk that blends art and nature.

#### Gallery Hours:


**Monday:** Closed

**Tuesday - Saturday:** 10:00 AM – 4:00 PM



# ADULT COURSES

## PAINTING & DRAWING



### **Basic Techniques of Watercolors**

Alex McFarlane

Monday | 9:30 AM - 12:30 PM

8 Weeks: March 31 - May 19

*LEVEL: BEGINNER - INTERMEDIATE*

This course is for beginners and experienced students who want to progress. Watercolor painting is about technical skills that can be learned. There will be a demonstration at the beginning of each class. How to relax and be comfortable while using watercolors is encouraged. In addition, inventive compositions for still life, figure and landscape will be encouraged.

**\$450.00**

### **Copying from the Masters**

Justin Wiest

Monday | 9:30 AM - 12:30 PM

8 Weeks: March 31 - May 19

*LEVEL: INTERMEDIATE - ADVANCED*

Copying old master works was a time-tested tradition throughout the ages. Students will work from high quality reproductions and be led through a step-by-step approach to thinking and working in the old master manner. Beginning with the drawing, then capturing and slowly building the layers of paint with glazes mixed with chalk and oil, students will learn the full process, which they can then introduce into their own methods of painting. Reproductions will be provided for the students.

**\$450.00**



### **\*NEW\* Traditional Painting from a Digital Layout and Sketch**

Rick McCollum

Monday | 9:30 AM - 12:30 PM

8 Weeks: March 31 - May 19

*ALL LEVELS*

This course combines digital design and hands-on traditional painting. Students will produce a digital sketch in Adobe Photoshop which will be used as a blueprint for their in class painting. Using layers, selection tools and various brushes, students will explore composition, lighting, and color. The digital sketch will be used as reference, applying the concepts and techniques learned to create a cohesive, well-planned piece. There will be instructor demos and handouts along with individual student guidance. Discover how digital techniques can enhance your painting process!

**\$415.00**

## Artists Ahoy! The Magic of Seascapes

Dennis Lyall

Monday | 1:00 PM - 4:00 PM

8 Weeks: March 31 - May 19

*ALL LEVELS*

Explore and learn to capture vibrant breaking waves, beautiful shores and billowing sails! Study the endlessly engaging pull of marine painting. You will learn the principles used by artists who have captured those ideas: design and space, perspective, color, tone, volume, and more. You will work with reference material painted by professionals...or you can use your own photos!

**\$450.00**



## Introduction to the Art of Drawing

Alex McFarlane

Monday | 1:00 PM - 4:00 PM

8 Weeks: March 31 - May 19

*LEVEL: BEGINNER - INTERMEDIATE*

We begin by learning how to measure using our eye, how to create the proportions of our subject. When applying these methods of measurement and proportion, we give drama and expression to our drawings. Learn about shading, perspective and composition. Subjects include basic forms, the figure, portrait and landscapes. Every class will start with a demonstration and individual attention is given to each student.

**\$450.00**

## Foundational Painting I

Rick McCollum

Monday | 1:00 PM - 4:00 PM

8 Weeks: March 31 - May 19

*LEVEL: BEGINNER*

This class will concentrate on the fundamentals and processes of representational painting. Emphasis will be painting from the still life and photos. Students will learn how to analyze, interpret and apply light to form and space. Class objectives are learning how to use the tools of painting: brushes, how to mix paint, learning value, (the lightness and darkness of an object), using edge control, (soft or hard edges when painting), the properties of color, painting multiple objects with a focal point or points, pictorial composition, painting highly reflective objects like glass and metal, painting a portrait, lighting and photographing the human head, and learning to mix flesh tones. No prior painting experience is necessary, but some drawing ability is needed.

**\$450.00**



## \*NEW\* Color Theory

Eric Jiaju Lee

Monday | 6:00 PM - 9:00 PM

8 Weeks: March 31 - May 19

*ALL LEVELS*

The purpose of this course is to demystify and clearly explain how color can be applied for spectacular results. Students will learn about color and its many symbolic and expressive aspects. They will approach color as a phenomenon of light and learn about the three dimensions of color: Hue, Value and Saturation. Students will apply their learning about the aspects of color using acrylic paint, through exercises and painting. This also involves understanding the different ways colored paint is made and how their differing qualities influence mixture and application. Students will gain a level of mastery of color to communicate and convey effectively in all their artistic endeavors.

**\$450.00**



## ***Precursor to Portraiture: Head Painting***

Rick McCollum

Tuesday | 9:00 AM - 12:00 PM

8 Weeks: April 1 - May 20

*ALL LEVELS*

This class will concentrate on painting the human head. Topics covered will be a review of the basic proportions and structure of the head. The major planes and shapes of the head and how the features are set into the skull in terms of construction. Students will learn preferred lighting techniques to be able to take their own photos to use as good painting and drawing reference. How to mix flesh tones and blocking in values along with edge control will be discussed. There will be demos, handouts and individual guidance by the instructor.

**\$490.00**

## ***Watercolor Landscapes***

Wendy MacCordy


Tuesday | 9:30 AM - 12:30 PM

7 Weeks: April 1 - May 13

*ALL LEVELS*

The fundamentals of watercolor will be taught and the emphasis will be on becoming comfortable with the spontaneous nature of the medium. We will focus on how to capture light filled landscape paintings by using the white of the watercolor paper. Demonstrations will be given at the beginning of each class. Bring your own landscape photographs as a reference.

**\$410.00**



## ***Drawing Process & Materials***

Justin Wiest

Tuesday | 9:30 AM - 12:30 PM

8 Weeks: April 1 - May 20

*ALL LEVELS*

"Drawing is the probity of Art.." is as true today as when Ingres declared it two hundred years ago. The class will investigate the harmonic expression of lines combined with the poetic power of tone. The class will have a running discussion on how drawing informs other media such as print making, painting, and sculpture. Class topics will include landscape, still life, and portrait. Various drawing materials are suited for varying tasks. These materials include: graphite/charcoal, pen/ink, metal point, and conte crayon. We will see what media works best for landscape, still life, and figure. The instructor will give demonstrations and provide samples. Open to all levels.

**\$480.00**

## ***Painting Animals in Oils***

Felicia Feldman

Tuesday | 9:30 AM - 12:30 PM

8 Weeks: April 1 - May 20

*ALL LEVELS*

This class will focus on everything from structure, form, and textures of different types of animals. We will be using a more direct approach to painting, with a simple under-drawing to start. The first half of the semester will have a demonstration by the instructor where each student can follow along step by step. The second half of the semester students will work independently on their favorite animal of choice. Every class will have individual guidance and critique from the instructor. Students have the option to work in traditional or water mixable oils.

**\$450.00**



## **\*NEW\* Foundational Landscape Painting**

Rick McCollum

Tuesday | 1:00 PM - 4:00 PM

8 Weeks: April 1 - May 20

**ALL LEVELS**

This class focuses on the foundational principles of landscape painting. Students will learn the three main components of the landscape. Also how to create depth using color and tonal values. Understanding and applying aerial perspective, seeing and depicting light and shadow on forms, how to use rules/tools of landscape composition and using different brush strokes to depict various textures in nature will be covered. Concepts from representational to impressionism and their use in the modern landscape will be discussed. There will be instructor demos, handouts and individual guidance.

**\$450.00**



## **Old Master Techniques in Oils**

Felicia Feldman

Tuesday | 1:00 PM - 4:00 PM

8 Weeks: April 1 - May 20

**LEVEL: INTERMEDIATE - ADVANCED**

From the initial drawing to the final details, this class will demystify the techniques of the Old Masters from the Renaissance to the late 1800's. The first half of class, students will learn one of these techniques step by step with the instructor demonstrating. The last half of class, students will apply this technique to their own personal subject matter. We will focus on a different technique each semester, and students who have taken the class previously can then choose which technique they'd like to focus on for their personal projects. Techniques to be explored can include open grisaille, closed grisaille, brunaille, verdaccio, ebauche.

**\$450.00**

## **The Art of Still Life Painting**

Justin Wiest

Tuesday | 1:00 PM - 4:00 PM

8 Weeks: April 1 - May 20

**LEVEL: INTERMEDIATE - ADVANCED**

The class will investigate various styles of still life painting such as Dutch, French, and Impressionist. Each student will have their own setup which the instructor will help light and compose. Discussions of shape, color, and edges will start off each class. Still life is a great way to engage with the many topics that arise with oil, acrylic, and watercolor. The instructor will give technical demonstrations throughout the semester. Drawing experience is helpful.

**\$450.00**



## **Drawing in Harmony**

Timothy Cronin

Tuesday | 6:30 PM - 8:30 PM

7 Weeks: April 1 - May 20

**ALL LEVELS**

In this course students will learn to draw using the mind, eye and hand in harmony. Students are encouraged to find their own 'voice' and 'story' within their drawings. Emphasis will be on observational drawing while learning composition, line, form and value. This Class is meant for all levels of artist. Beginners looking for foundational skills or experienced artists wanting to strengthen their craft. *\*class will not meet on April 15\**

**\$340.00**



## **Abstract Painting: Dynamics of Symbols and Color in Composition**

Dmitri Wright

Wednesday | 9:00 AM - 12:00 PM

8 Weeks: April 2 - May 21

Wednesday | 1:00 PM - 4:00 PM

8 Weeks: April 2 - May 21

### **ALL LEVELS**

Develop your own unique personal vision as an abstract painter and explore new ideas via the art of the creative process. Focus will be on the abstracted from the representative - figure, landscape or floral in applying one's personal perception, temperament and aesthetical beauty for more expressive freedom in chosen subject. There will be presentations of color and compositional theory, in addition to playful exercises in working large. Students at all levels are welcome to work in any medium of their choice. Bring an Artist Journal and any supplies you are already working in.

**\$450.00**

## **Painting 101: Foundation Painting**

Alex McFarlane

Wednesday | 9:30 AM - 12:30 PM

8 Weeks: April 2 - May 21

### **LEVEL: BEGINNER - INTERMEDIATE**

This course is for beginning and intermediate students who want to learn the techniques and procedures necessary for painting in oils or acrylics. Basic skills in drawing, composition, mixing and applying paint will be demonstrated. Subject matter will include still life, figure, portrait and landscape. You will be guided through the foundation steps towards a satisfying work of art.

**\$450.00**



## **Painting with Encaustics**

Nash Hyon

Wednesday | 1:00 PM - 4:00 PM

8 Weeks: April 2 - May 21

### **LEVEL: ADVANCED**

This class is for students with encaustic experience who want to continue their practice with this medium. Qualifying experience includes having taken the mini-course Encaustic Painting for Beginners. Consideration will also be given to students who have attended the workshop, Introduction to Encaustic Painting, or a 2 hour private session with Nash or with another encaustic instructor, this is not a class for beginners. During class we will focus on each students skills going beyond the basics, content driven series and professional development.

**\$480.00**

## **Big Picture: Choose Your Theme Figure, Landscape, or Still Life**

Alex McFarlane

Wednesday | 1:00 PM - 4:00 PM

8 Weeks: April 2 - May 21

### **ALL LEVELS**

This course is ideal for someone who wants to start, execute and finish one painting or drawing. For the narrative artist, there will be a sustained pose for the entire session. The still life artist will have an individual set-up tailored to meet his or her needs. For the landscape artist, there will be individual guidance in making nature look natural. There will be demonstrations.

**\$450.00**



## **WOW! The Many Facets of Pen, Ink & Watercolor**

Nancy McTague-Stock

Wednesday | 1:15 PM - 2:45 PM

8 Weeks: April 2 - May 21

*ALL LEVELS*

This course introduces you to the many possibilities inherent in using pen and ink along with watercolor! The focus will be on teaching you not only the basic techniques of each medium, but also to assist each student in creating work that is truly their own voice, not the voice of the instructor or anyone else! From landscape to floral to portraiture to abstraction, to illustrated writing/journaling, all genres of interest are welcome. My passion lies in bringing out the artist in YOU! Artists, dabblers, writers

are all welcome to explore the virtues of pen and ink and watercolor, both separately and together, all while learning, sharing and having FUN!!! No experience required...just your energy and interest!

**\$480.00**



## **Portraiture: The Basics**

Dennis Lyall

Wednesday | 6:00 PM - 9:00 PM

8 Weeks: April 2 - May 21

*LEVEL: BEGINNER*

Learn how to draw and paint the face and head. Explore how to compose a portrait and build your work with light, color, tone, shadow and volume. You will also learn how to best use your paints and materials, and mistakes to avoid.

**\$560.00**

## **Beginner Drawing**

Evelyn Harvey

Wednesday | 6:30 PM - 9:30 PM

8 Weeks: April 2 - May 21

*LEVEL: BEGINNER*

A beginner drawing class designed to develop basic drawing skills to create a three dimensional illusion onto a flat surface using drawing tools and paper. The class explores line expression, line variation, scale and proportion, depth, composition, and value to render an image. Utilizing a still life to draw from and instructor demonstrations, student implement these drawing skills into their own work. The course encourages group critique and discussion, and provides one on one instructor feedback.

**\$450.00**



## **Broaden the View**

C.J. Guerin

Thursday | 9:30 AM - 12:30 PM

6 Weeks: April 3 - May 8

*ALL LEVELS*

This class is for students who have a working knowledge of sketching and painting. The sessions will be aimed at improving your painting through dynamic compositions, new and mixed materials, "out of the box" ideas, and various methods of working to stretch your concepts. The sessions will be aimed at landscape and still life to help you move on with your work to the next level while developing your own personal voice. There will be demonstrations and individual guidance in oil, watercolor and acrylic.

**\$345.00**

## **Talking Heads: Portrait Painting**

Heidi Harrington

Thursday | 9:30 AM - 12:30 PM

8 Weeks: April 3 - May 22

*ALL LEVELS*

This course focuses on producing a more intimate view of a portrait. There will be individual attention as students work from a model in two four-week poses. Throughout the course, there will be short demonstrations and examples of different artist's work. Each session will focus on one pictorial objective, such as tone, composition and color, as well as a focus on individual facial features. It welcomes both beginners and experienced artists.

**\$560.00**



## **Figure Drawing**

Justin Wiest

Thursday | 9:30 AM - 12:30 PM

8 Weeks: April 3 - May 22

*LEVEL: INTERMEDIATE - ADVANCED*

Learn the human figure's complex construction while heightening your ability to draw a figure from observation. Working from the model, emphasis on gesture, balance and proportion will be stressed throughout to aid in the illusion of credibility posed figures. Students should leave this class with a better understanding of the figure's key landmarks, form sense and construction as well as a greater ability to render a figure from life and from memory.

**\$560.00**

## **Getting a Hold on the Elements of Landscape Oil Painting**

Josephine Robinson

Thursday | 9:45 AM - 12:45 PM

8 Weeks: April 3 - May 22

*ALL LEVELS*

By far the most important element of a painting is the composition. A thoughtful composition driving the painting, will marry different elements, so that they may be contemplated or experienced as a unified whole. With a strong focus on the arrangement of core elements, the complex becomes simplified and the frivolous is discarded. This course will aim to help students make choices from informed observations, to do just this! Students will meet weekly at an off-site location such as at Mead Park or Waveney Park, both located in New Canaan, CT. Rain days will be spent in a classroom at Silvermine, meeting at 9:30am. To start, students will produce small paintings, of the many elements which make up a landscape. Each week we will complete small painting sketches of a single component of the landscape. These sketches will help the student understand the forms of trees, vegetation, ground plane, skies, and clouds, while also considering the design aspects of each element, as they relate to each other. In the remaining weeks, students will use this knowledge, to try to produce paintings which marry all the components together, to produce a design, fit to entice the viewer's gaze. This course is open to all levels, offering grounding for the beginner, and a more thoughtful approach for intermediate and advanced student.

**\$450.00**





### **\*NEW\* Mixing it Up: Mixed Media Drawing**

Nomi Silverman

Thursday | 1:00 PM - 4:00 PM

6 Weeks: April 3 - May 8

*ALL LEVELS*

This is an exciting opportunity to develop and expand your drawing skills. Drawing fundamentals will be covered while experimenting with, and combining, various mediums such as pen & ink, pastel, conte crayon, silver point and watercolors.

**\$345.00**

### **Basic Drawing & Painting**

C.J. Guerin

Thursday | 1:00 PM - 4:00 PM

6 Weeks: April 3 - May 8

*LEVEL: BEGINNER*

This course is for the beginner or returning student to learn the fundamentals of drawing and painting. We begin with basic sketching techniques enabling students to accurately record what they see, and the second half of the course will introduce painting, color mixing, paint application, glazing, texture, and aerial and linear perspective. These sessions will be aimed at creating a still life and landscape.

**\$345.00**

### **Abstract Landscapes with Acrylic and Mixed Media**

Nash Hyon

Thursday | 1:00 PM - 4:00 PM

8 Weeks: April 3 - May 22

*LEVEL: BEGINNER*

During this beginners class students will experience the basics of color, texture and layering using many of the unique acrylic products available for painters. After exercises students will be encouraged to complete a 16x 20 or larger painting.

**\$450.00**

### **Acrylic Abstract Painting**

Aleksandr Razin


Thursday | 1:00 PM - 4:00 PM

8 Weeks: April 3 - May 22

*LEVEL: INTERMEDIATE - ADVANCED*

Students will develop a working knowledge of abstract painting that challenges them to see and interpret in new ways. Using acrylics students will learn color, line, texture, movement, and form, through individual instruction. Creating a new painting is a challenging and unique experience, involving constant experimentation with intuition and automatism, taking you on a multidimensional journey of self-discovery.

**\$450.00**



## **Beyond a Pretty Picture**

Alex McFarlane

Thursday | 7:00 PM - 10:00 PM

8 Weeks: April 3 - May 22

*ALL LEVELS*

You know you are good, but how do you get your painting to look like the vision in your head? This is tailored to the individual, from how you think about art to how you develop a personalized statement. Learn to analyze your vision and find a seamless balance between concept, composition and technique.

**\$450.00**



## **Contemporary Impressionism and Beyond: Experience to Expression**

Dmitri Wright

Friday | 9:00 AM - 12:00 PM

8 Weeks: April 4 - May 23

*ALL LEVELS*

Develop our own unique style while discovering the philosophy and techniques used by the impressionist masters. Such methods used by the impressionists were taken from the classical and today used by the modernists are the tools you will learn from illustrative to the abstract. Students from all levels and interests, as well as those working in all materials and methods are welcomed from classical to abstract.

**\$450.00**

Friday | 1:00 PM - 4:00 PM

8 Weeks: April 4 - May 23

## **Abstract Painting**

Natasha Karpinskaia

Friday | 9:30 AM - 12:30 PM

8 Weeks: April 4 - May 23

*LEVEL: INTERMEDIATE - ADVANCED*

This course will explore intellectual elements of abstraction, it is about ideas that are at the core of abstract imagery. It's objective is to learn how to transfer experiences, concepts and perception of the real world into abstract images. We will experiment with color, shapes, lines, and texture. Some demos, exercises and discussions will also be included. The class is suitable for those who have taken introductory painting courses and have the desire to explore abstraction.

**\$450.00**



## **\*NEW\* Foundational Painting II**

Rick McCollum

Friday | 1:00 PM - 4:00 PM

8 Weeks: April 4 - May 23

*LEVEL: INTERMEDIATE*

This class will expand on Foundational Painting I and the applications and principles of painting. The student will expand on their technical skills in paint application, value relationships, shape design, shape bridging and color and value simplification. The exploration and application of pictorial composition will be stressed. Class concentration will be on the finished total along with developing a personal artistic point of view. Students will be able to pick their own subject matter or point of interest. There will be instructor demos, hand outs and individual guidance. Students should have had Foundational Painting I (with Instructor Rick McCollum) or prior painting classes or knowledge.

**\$450.00**

## **\*NEW\* Breaking Boundaries: Exciting Approaches to Abstract Painting**

Eric Jiaju Lee

Friday | 6:00 PM - 9:00 PM

8 Weeks: April 4 - May 23

**ALL LEVELS**

The purpose of the course is to learn how to engage abstraction through painting in acrylic paint. Designed for all skill levels, students will learn various approaches to abstract painting. Students will be guided in some of these approaches through the context of art historical examples. They will also be encouraged to discover their own personal approach to abstract painting. The ideas and techniques that students will learn are: absolute abstraction, geometric abstraction, organic abstraction, and process-based abstraction. To achieve certain results, students will be learning new and unique approaches that depart, sometimes wildly, from traditional painting methods. Ultimately, this course is meant to demystify what abstract art is, and to allow students to experience the powerful expressiveness of abstract painting.

**\$450.00**



## **Drawing & Painting in Combination**

Alex McFarlane

Saturday | 9:30 AM - 12:30 PM

7 Weeks: April 5 - May 17

**ALL LEVELS**

This course is designed to instruct students in the fundamentals of drawing, composition and the basic techniques of painting. Mixing and applying paint will be demonstrated. Subjects such as still life, figure and landscape will be covered. Those who wish to draw exclusively are guided from a beginning thumbnail to a finished presentation. Likewise, the painters will learn their craft step-by-step.

**\$410.00**

## **\*NEW\* From Line to Life: Figure & Portrait Drawing in Various Media**

Eric Jiaju Lee

Saturday | 6:30 PM - 9:30 PM

6 Weeks: April 5 - May 17

**ALL LEVELS**

The purpose of this course is to learn how to draw the human figure and portrait in a variety of ways. Students will be using a range of media from Charcoal to Conté, to Ink on various forms and colors of paper to explore how each medium can create different expressive aspects in the depiction of the human form and portraits. Students will be drawing through careful observation of the proportions of the figure and portrait, while learning to capture the mechanics and the movement of the body. Students will also be considering the space around the figure and how it fits into a composition depending on the pose. The class will be working with a variety models who will be posing in short (60 seconds) to extended periods of time (60 minutes). *\*class will not meet on April 12\**

**\$425.00**





## **\*NEW\* Composition for the Abstract Artist**

Frances Eber


Sunday | 10:30 AM - 1:30 PM

5 Weeks: April 6 - May 18

### ALL LEVELS

Composition is the heartbeat of any successful painting. It is the invisible framework that brings together the elements of your work, transforming simple arrangements into powerful and engaging art. A well-composed piece does more than catch the eye—it draws the viewer in, inviting deeper exploration and interpretation. Throughout this five-week course, we will take a structured yet experimental approach to creating a series of abstract compositions, which you will catalog in a personalized sketchbook for both current and future reference. By the end of the course, you'll have developed a body of work that showcases your understanding of key concepts like composition, contrast, focal points, and visual rhythm. In our final session, you will apply these principles to create a larger, more ambitious piece that reflects your mastery of abstract composition, integrating harmony, movement, and depth. *\*class will not meet on April 20, May 11\**

\$295.00



## **\*NEW\* Geometric Abstract Painting**

Eric Jiaju Lee

Sunday | 12:00 PM - 3:00 PM

3 Weeks: April 6 - April 27

### ALL LEVELS

The goal of this workshop is to learn about and create a Geometric Abstract Painting. Designed for all skill levels, students will learn approaches to thinking through geometric abstraction to create interesting and beautiful works of art. There will be a brief introduction to color theory and students will be guided in these approaches through the context of some art historical examples such as the OpArt movement, the work of Al Held, Agnes Martin, Paul Corio, and other artists associated with color-field and geometric painting. The workshop will cover a good deal of information, and the painting is time-intensive so the workshop will be held over 3 Sundays. *\*class will not meet on April 20\**

\$310.00

## **Sculptural Figure & Portrait Painting in Oil or Pastel**

Dean Fisher

Wednesday | 9:30 AM - 12:30 PM

6 Weeks: April 16 - May 21

### ALL LEVELS

Be prepared to squint, step back and use your big brushes! In this course, through the use of painting and drawing live models, you will learn fundamental approaches to capturing correct proportions, convincing gestures and realistic effects of light and shadow through the use of gaining an understanding of tone and color temperature. Another focus will be using oil, acrylic or pastels in a sculptural way, using these mediums to impart greater solidity and expressive potential using impasto and accentuated planes changes in the form. We will focus on these key principles to see how they are all interconnected and play vital roles in breathing life into our work.

\$425.00



## **\*NEW\*** *Drawing on Location: Urban and Natural Landscapes*

Timothy Cronin

Saturday | 10:00 AM - 1:00 PM

5 Weeks: April 19 - May 17

*ALL LEVELS*

This class will take place at various locations around Lower Fairfield County, with a focus on enhancing on-site drawing skills. Students will learn to use composition, line, and value to capture the mood and story of each unique place. Each session will begin with a brief instructional overview,

followed by individual work time where the instructor offers personalized feedback and support. At the end of each class, students will share their work and engage in a group discussion to reflect on their progress and insights.

**\$295.00**



## **\*NEW\*** *Interpreting the Landscape: Seeing Beyond the Photo*

Joseph Fama

Saturday | 1:00 PM - 3:00 PM

5 Weeks: April 19 - May 17

*ALL LEVELS*

Painting from a photo reference is about more than replicating every detail from a photo; it's about discovering your artistic voice and creating a dynamic composition that tells a story. In this course, students will learn to define a strong focal point and compose a compelling scene. Starting with their own photographs as references, students will create value sketches to develop their ability to SEE and understand light, shadow, and contrast. These sketches will serve as guides for their final paintings. Participants will also explore essential techniques for setting up a landscape painting palette, understanding and expressing color, and using soft and hard edges to guide the viewer's attention. Through a combination of lectures, demonstrations, and individualized instruction, students will gain the skills and confidence to create expressive, evocative landscapes that reflect their unique perspective.

**\$225.00**

## *Encaustic (Hot Wax) Painting for Beginners*

Nash Hyon

Monday | 7:00 PM - 9:00 PM

4 Weeks: April 21 - May 12

*LEVEL: BEGINNER*

Explore the medium that works with a mixture of beeswax and pigment, giving your paintings a beautiful surface and depth. Learn the techniques, methods and history of the medium. A demonstration will start each class, followed by time to experiment or create your own painting, with individual instruction. No painting experience necessary. The school will supply major equipment. Other supplies can be purchased locally or online. This is a small class that gives students individual attention.

**\$225.00**



**\*NEW\* Drawing on Location: Urban and Natural Landscapes**

Timothy Cronin

Tuesday | 9:30 AM - 12:30 PM

6 Weeks: April 22 - May 27

ALL LEVELS

This class will take place at various locations around Lower Fairfield County, with a focus on enhancing on-site drawing skills. Students will learn to use composition, line, and value to capture the mood and story of each unique place. Each session will begin with a brief instructional overview, followed by individual work time where the instructor offers personalized feedback and support. At the end of each class, students will share their work and engage in a group discussion to reflect on their progress and insights.

\$345.00

**Spring into Plein Air**

Justin Wiest

Wednesday | 9:30 AM - 12:30 PM

5 Weeks: April 23 - May 21

LEVEL: BEGINNER

The spring season revitalizes the landscape painter with new growth and color. Residual winter shapes and palettes offer a unique contrast as well. Long shadows and thin canopies make this season optimal for strong compositions. This class will take a direct approach by making painterly statements and anticipating the changes that occur as the day progresses. First class will be on campus and all media is welcome.

\$295.00



**CERAMICS**



**\*\*A firing fee deposit is included in the price. Additional fees apply for students who exceed the deposit amount. Credits will be applied for students who do not meet the firing fee deposit total\*\***

**On & Off the Potter's Wheel for All Levels**

Jon Puzzuoli

Monday | 1:00 PM - 4:00 PM

8 Weeks: March 31 - May 19

ALL LEVELS

Whether you've never touched clay or have been at it for years, this class will accommodate your needs. The initial focus of the class will be on the potter's wheel and will then transition to exploration of handbuilding techniques, with an emphasis on slab work. Beginners will be taught foundational wheel skills, general pottery techniques and gain an understanding of the complete ceramic process. For those who have more experience, the class will focus on complex forms, various surface treatments and advanced glazing methods. Class demos as well as individual instruction will be provided.

\$595.00





## Clay Your Way

Clare Lewis

Tuesday | 9:30 AM - 12:30 PM

8 Weeks: April 1 - May 20

ALL LEVELS

Whether new to clay, or experienced, your instructor will guide you through demonstrations and individual coaching. Throwing on the wheel and hand building will be offered. You can choose your own approach: functional or sculptural. The emphasis is on discovering your unique creativity while having fun and learning new techniques.

\$595.00



## Exploring Soda Firing

Jon Puzzuoli

Tuesday | 3:45 PM - 6:45 PM

8 Weeks: April 1 - May 20

LEVEL: INTERMEDIATE - ADVANCED

Create work, glaze and fire your pottery in our newly built Soda Kiln and learn about this unique firing process from beginning to end. During the beginning of the semester we design work with this firing method in mind. Weekly demos will refine your skills and individual instruction. Mid semester, we will explore flashing slips and 7 new glazes, including new crystalline matte and ash glazes. As a class we will then prep for the firing and strategically load the kiln. At the end of the semester, we will fire the kiln collectively and participate in adding wood, baking soda and salt through the kilning. The class will also have access to the gas reduction kiln.

\$595.00

## Potter's Wheel for All Levels

Jon Puzzuoli

Tuesday | 7:00 PM - 10:00 PM

8 Weeks: April 1 - May 20

ALL LEVELS

Whether you are new to the potter's wheel or wish to build upon your existing skills, this class will fill your needs. Beginners will be taught the important skills needed to create a vessel on the wheel. For those who have more experience, the class will focus on more complex shapes, various surface textures and alternative glazing methods. Class demos as well as individual instruction will be provided.

\$595.00

Thursday | 7:00 PM - 10:00 PM

8 Weeks: April 3 - May 22

## Intermediate & Advanced Ceramics

Heather Houson

Wednesday | 10:00 AM - 1:00 PM

8 Weeks: April 2 - May 21

LEVEL: INTERMEDIATE - ADVANCED

Explore the process of intermediate to advanced throwing, hand building, construction and glazing techniques. Students will build on basic skills to learn how to make complex forms and interesting shapes using both hand building and wheel throwing techniques. Everyone will receive individual instruction in addition to class demos and will be encouraged to work independently on projects.

\$595.00



## Center Yourself! Clear your Mind and Create with Clay

Don Reynolds

Wednesday | 4:00 PM - 7:00 PM

8 Weeks: April 2 - May 21

LEVEL: BEGINNER

This class is designed for both the beginner with a desire to learn the basics of working with clay, and any other students who may feel like they don't quite fit into an intermediate class just yet. We will explore the fundamentals of using the potter's wheel to create thrown forms and offer those with some experience a great space to hone and reinforce their skills. This class will also provide some guidance on basic hand building techniques that will allow students to create pieces without the potter's wheel. Thrown, pinched, coiled, or slab built. Clear your mind and create with clay!

This program is for students in the early stages of ceramic education. Those with two or more years of experience should consider other programs. Intermediate and advanced students should not enroll and may be removed from the roster if necessary

\$595.00



## Pottery & Vessel Sculpture: Intermediate to Advanced

Keiko Ashida

Thursday | 10:00 AM - 1:00 PM

8 Weeks: April 3 - May 22

Saturday | 10:00 AM - 1:00 PM

8 Weeks: April 5 - May 31

LEVEL: INTERMEDIATE - ADVANCED

Intermediate and advanced students will explore alternative methods. A variety of wheel throwing, hand building, and surfacing, and glazing techniques will be covered. The emphasis is on using skills to build vessel sculptures on and off the wheel. Personal creativity will be encouraged. *\*class will not meet on May 24\**

\$595.00



## Beyond the Fundamentals of Pottery

Clare Lewis

Friday | 9:30 AM - 12:30 PM

8 Weeks: April 4 - May 23

LEVEL: INTERMEDIATE - ADVANCED

Have fun while refreshing your basic skills and learning more advanced throwing. Demonstrations and individual help are offered to bring out the best in your projects and ideas, whether functional or sculptural. A variety of decorating and forming techniques, as well as glazing, will be addressed. The focus is on discovering your personal style and moving up to the next level.

\$595.00



# PRINTMAKING



## **Intaglio Printmaking**

Andrew Murdoch


Monday | 9:00 AM - 12:00 PM

8 Weeks: March 31 - May 19

ALL LEVELS

Intaglio is the family of printmaking techniques that use an incised line to produce an image. Traditionally this is accomplished by cutting directly into a metal plate (usually copper or zinc) or by 'biting' the image into the plate using an acid solution. This course will cover some basic intaglio techniques, focusing primarily on etching. Students will develop their images using various techniques and materials and will be able to print these plates in small editions.

\$495.00



## **Aluminum Plate Lithography**

Andrew Murdoch

Tuesday | 9:00 AM - 12:00 PM

8 Weeks: April 1 - May 20

ALL LEVELS

Lithography is a printmaking process based on the principle that grease(oil) and water repel one another. Images are made using oil-based materials applied to the prepared surface. The image is then "processed", ensuring that the drawn areas accept ink and the open areas reject ink. Aluminum-Plate lithography is a variation on traditional stone lithography. Some advantages of the aluminum plate are the expedience of image processing and the lighter weight of the matrix. A variety of drawing methods and materials will be covered. Students will produce 1-2 images during the course, able to be printed in small editions.

\$505.00



## **Relief Printmaking**

Evelyn Harvey

Tuesday | 7:00 PM - 9:30 PM

8 Weeks: April 1 - May 20

LEVEL: BEGINNER

Using linoleum blocks, carve your own printable image. This course guides you through the steps of sketching, carving, inking, and printing. This course offers exploration in relief image making, creating single color and multi-color prints, while reviewing printmaking skills and techniques. Instructor demonstration is given, and one on one feedback is provided.

\$400.00





## Monotype Printmaking

Natasha Karpinskaia

Thursday | 9:30 AM - 12:30 PM

8 Weeks: April 3 - May 22

ALL LEVELS

Participants will learn all the basic techniques for creating monotypes: multiple plates, chine colle', stencils and viscosity. It will focus on practicing, experimenting and letting the process lead you to new innovations. Discover endless possibilities as you print more. Emphasis is given to helping each student develop a personal knowledge of the process.

\$460.00

Thursday | 1:00 PM - 4:00 PM

8 Weeks: April 3 - May 22

## METAL & SCULPTURE



**\*\*Clay Sculpture & Bronze Casting Courses: A firing fee deposit is included in the price. Additional fees apply for students who exceed the deposit amount. Credits will be applied for students who do not meet the firing fee\*\* deposit total.**

### The Art of Sculpture and Bronze Casting

Justin Perlman

Monday | 10:00 AM - 1:00 PM

10 Weeks: March 31 - June 9

ALL LEVELS

This course provides an exploration of the art, techniques and practices based on traditional methods of lost wax bronze casting. Students will prepare a wax object, create the mold, and cast sculptural pieces in bronze. After the pour, students will have the opportunity to finish their bronze sculpture. Students will leave with one small bronze sculpture. *\*class will not meet on May 26\**

\$980.00



### Methods and Materials in Sculpture

Justin Perlman

Monday | 1:30 PM - 4:30 PM

10 Weeks: March 31 - June 9

ALL LEVELS

This class is an opportunity for novice and advanced student alike to explore new tools and materials in the world of three-dimensional art. Whether you are interested in classical art or modernist work, this class will help you develop a work of sculpture in whatever material you choose. Emphasis will be on the techniques and the usage of tools for the given medium. From stone carving to welded steel, from two-inch model to large-scale work, this class offers a wide range for the student's interests. *\*class will not meet on May 26\**

\$605.00



## **Figure Sculpture Revisited**

Julia Murphy

Tuesday | 10:00 AM - 1:00 PM

8 Weeks: April 1 - May 20

### **ALL LEVELS**

This course encourages students to create their own reality of a live model in clay. Guided by the fundamentals of building the human figure, students will learn a practical approach to anatomy, proportion, and design.

Students may choose their own approach to their projects, including bas-relief or 3-dimensional images of the full figure, head, or fragment. The sculpture will be modeled in terra cotta clay, hollowed, air dried and fired. There will be an additional fee for firing pieces. **IMPORTANT:** An armature designed specifically for fired ceramic sculpture is mandatory for the first day of class, and any student without one will be unable to begin.

Armatures are built on demand and may be ordered directly from the instructor up to one week prior to course start. To request an armature, please contact the school office by phone at (203) 966-9700 x 2 or by email at Kelly@Silvermineart.org.

**\$610.00**



## **The Art of Metal**

Justin Perlman

Tuesday | 1:00 PM - 4:00 PM

10 Weeks: April 1 - June 3

### **ALL LEVELS**

This class is for anyone who has ever wanted to explore the exciting medium of metal sculpture. The class is designed to work with any student no matter the level of experience. The student will learn the fundamentals of working in metal, including plasma cutting, shaping, forging, MIG welding, and finishing. The student will have access to the shop, the tools, and guided instruction. Students often work on projects of their own design and are aided in planning, securing materials, and execution of their work. New students who have never worked in this medium will also have access to some basic materials to learn on. Though basic safety equipment is provided, students should wear cotton long sleeves, jeans or work pants, and boots. It is also recommended that students bring their own leather work gloves. All levels welcome

**\$605.00**

Tuesday | 6:00 PM - 9:00 PM

10 Weeks: April 1 - June 3

## **\*NEW\* Sculpting in Clay from Photo References**

Julia Murphy

Tuesday | 6:00 PM - 9:00 PM

6 Weeks: April 1 - May 6

### **ALL LEVELS**

Discover the art of clay sculpting in this flexible course designed for all experience levels, from complete beginners to seasoned sculptors. Students will learn to create clay sculptures using photo references, an invaluable skill for working at their own pace when live models or subjects aren't available.

The course covers essential topics such as planning, perspective, distortion, and selecting the best photographs, as well as techniques for taking accurate photos to support successful sculpting. Participants will explore a range of sculpting techniques, armature construction, and overall design tailored to their chosen projects. Whether you're starting from scratch, seeking guidance on a specific idea, or looking to elevate your skills, this course provides the tools and support needed to bring your creative vision to life.

**\$480.00**



## **Creating an Accurate Portrait in Clay and More**

Michael Keropian

Thursday | 9:30 AM - 12:30 PM

8 Weeks: April 3 - May 22

*ALL LEVELS*

The main focus in this sculpture class is to construct an accurate portrait in clay. While the class has a live model, students need not be limited to sculpting from the live model, but may prefer to create a bust, figure or relief sculpture of a family member, or animal from their photos and reference materials. The Instructor, Michael, is always interested in making the class more conducive to students and their individual ideas and projects. The class welcomes beginner, intermediate and advanced artists. You are welcome to contact the instructor with any questions regarding the program at michaelkeropian@gmail.com.

**\$610.00**



## **The Art of Stone Sculpture**

Andrew Davis

Thursday | 10:00 AM - 2:00 PM

10 Weeks: April 3 - June 5

*ALL LEVELS*

Students will learn, through hands-on experience and demonstrations, this timeless art of sculpting stone and working with various types of stone. Experience hand and power tools while executing a stone piece. You will be taken through the entire process from stone selection to carving and polishing.

**\$670.00**

## **The Art of Stone Sculpture**

Andrew Davis

Thursday | 7:00 PM - 10:00 PM

10 Weeks: April 3 - June 5

*ALL LEVELS*

Students will learn, through hands-on experience and demonstrations, this timeless art of sculpting stone and working with various types of stone. Experience hand and power tools while executing a stone piece. You will be taken through the entire process from stone selection to carving and polishing.

**\$540.00**



## **\*NEW\* Introduction to Blacksmithing**

Leon Husock

Friday | 9:30 AM - 12:30 PM

4 Weeks: April 4 - April 25

Wednesday | 6:00 PM - 9:00 PM

4 Weeks: May 7 - May 28

*BEGINNER*

This course will provide an introduction to the foundational skills of blacksmithing. Students will learn to use a hammer and tongs to move hot steel as well as fundamental forging techniques like twisting, bending, punching holes, and creating tapers. Students will finish the course with a basic understanding of how to make a variety of useful objects such as bottle openers, hooks, small bowls, and other items. Closed-toed shoes, long pants, and cotton clothing should be worn.

**\$475.00**

Friday | 9:30 AM - 12:30 PM

4 Weeks: May 9 - May 30



## All Levels: Metal Sculpture

Justin Perlman

Saturday | 9:00 AM - 1:00 PM

10 Weeks: April 5 - June 14

### ALL LEVELS

All levels will learn the methods and techniques to create traditional, contemporary and functional three-dimensional pieces of art. There will be demonstrations of various pieces of equipment, including oxy-acetylene and electric arc welding. Among many other lessons, forging, will introduce students to the concept of annealing and hardening of metal. Students should wear work boots, long sleeved cotton clothing, and bring work gloves. Long hair must be tied back. Materials will be discussed at the first class. *\*class will not meet on May 24\**

\$745.00

## JEWELRY & METALSMITHING



### Basic Jewelry & Silversmithing

Gail Bradshaw

Monday | 10:00 AM - 1:00 PM

9 Weeks: March 31 - June 2

#### LEVEL: BEGINNER

This introductory class is perfect for anyone who wishes to explore the art of jewelry fabrication. Through demonstrations and hands-on experience, students will be taught basic metalsmithing and jewelry skills. The focus will be on learning these fundamentals – sawing, drilling, filing, riveting, soldering, basic bezel construction, and finishing. Sawing, one of the first tasks can be initially challenging - however, it is a critical element of metal fabrication. Projects are tailored to build proficiency with techniques and tools. The first is a cold connection, riveted design for acquiring basic competence with tools and processes, followed by bezel fabrication for a cabochon. No experience necessary. Students who already have some skills will be able to expand their craft with new and different projects. *\*class will not meet on May 26\**

\$500.00



### Intermediate Jewelry & Silversmithing

Gail Bradshaw

Monday | 6:30 PM - 9:30 PM

9 Weeks: March 31 - June 2

#### LEVEL: INTERMEDIATE - ADVANCED

Requirements: 2 or more Basic Jewelry classes or equivalent and/or approval from the instructor. This intermediate jewelry class is designed to build on metalworking skills learned in the Basic Jewelry course, with the goal of refining proficiency and adding more advanced jewelry techniques and design abilities. Project choices are flexible focusing on student needs and enhancing the student's skill set. *\*class will not meet on May 26\**

\$500.00

## **Enameling on the Edge: Intermediate Level**

Gail Bradshaw

Tuesday | 10:00 AM - 1:00 PM

10 Weeks: April 1 - June 3

*LEVEL: INTERMEDIATE - ADVANCED*

This intermediate technique-based course will continue the exploration of traditional enamel skills, such as cloisonné and champlevé. In addition, newer enameling procedures will be introduced. Classes are small so register early. Open to only experienced enamelists.

\$555.00



## **Intermediate Jewelry & Silversmithing**

Gail Bradshaw

Wednesday | 10:00 AM - 1:00 PM

10 Weeks: April 2 - June 4

*LEVEL: INTERMEDIATE - ADVANCED*

Requirements: 2 or more Basic Jewelry classes or equivalent and/or approval from the instructor. This intermediate jewelry class is designed to build on metalworking skills learned in the Basic Jewelry course, with the goal of refining proficiency and adding more advanced jewelry techniques and design abilities. Project choices are flexible focusing on student needs and enhancing the student's skill set.

\$540.00

Wednesday | 1:30 PM - 4:30 PM

10 Weeks: April 2 - June 4

## **Basic Jewelry & Silversmithing**

Maureen Henriques

Thursday | 10:00 AM - 1:00 PM

10 Weeks: April 3 - June 5

*LEVEL: BEGINNER*

This introductory class is perfect for anyone who wishes to explore the art of jewelry fabrication. Through demonstrations and hands-on experience, students will be taught basic metalsmithing and jewelry skills. The focus will be on learning these fundamentals – sawing, drilling, filing, riveting, soldering, basic bezel construction, and finishing. Sawing, one of the first tasks can be initially challenging - however, it is a critical element of metal fabrication. Projects are tailored to build proficiency with techniques and tools. The first is a cold connection, riveted design for acquiring basic competence with tools and processes, followed by bezel fabrication for a cabochon. No experience necessary. Students who already have some skills will be able to expand their craft with new and different projects.

\$540.00



## **\*NEW\* Sterling Silver Flower Cigar Band Ring**

Maureen Henriques

Thursday | 2:00 PM - 5:00 PM

5 Weeks: May 8 - June 5

*LEVEL: INTERMEDIATE - ADVANCED*

In this class students will create a stunner of a ring. We will implement studio tools such a jeweler's saw, templates, sanding, and explore the specifics of soldering. Then...it's all about the flower. How to create the perfect flower, and get the perfect tight fit... and filing is key. We will concentrate on which files work best, how to choose them, and why. A dazzling tube set CZ completes the look. Experience is encouraged. Stones will vary.

\$435.00

## **\*NEW\*** Sterling Silver Blossom and Leaf Pendant

Maureen Henriques

Friday | 10:00 AM - 1:00 PM

4 Weeks: May 16 - June 6

*LEVEL: INTERMEDIATE - ADVANCED*

In this class students will learn how to refine their sawing, soldering and design skills. We will begin discussing the jeweler's saw, and how to get the most out of it, as we saw out and fabricate our embellishments. We will also create the bezel for our stone. Other studio tools and their uses will be discussed as well. Then ...it's all about soldering and design. We will discuss the different ways our embellishments can be placed, how they will complement the stone, create visual interest and balance, and how they will be soldered. The last steps, patina and a final polish. Stones will vary.

**\$340.00**



## SPECIAL STUDIES



## **\*NEW\*** Botanical Printing: An Exploration of Eco Printing

Bonnee Pecquex

Tuesday | 2:00 PM - 4:00 PM

5 Weeks: April 1 - April 29

*ALL LEVELS*

Plant materials offer an abundant and inspiring source for artistic creation, with endless possibilities to incorporate the beauty of nature into creative projects. In this course, we will explore a variety of techniques to integrate botanical elements into art, focusing on methods that produce the most vibrant and successful prints. Through an in-depth study of Eco Printing, the classes will cover; creating natural plant dyes, bundle dyeing, and the processes of scouring and mordanting fabric to prepare it for bonding with plant materials. The result will be stunning, one-of-a-kind prints that celebrate the artistry of nature.

**\$365.00**

## **Sogetsu Ikebana: The Japanese Art of Flower Arrangement**

Shizue Pleasanton

Wednesday | 10:00 AM - 12:00 PM

8 Weeks: April 2 - May 21

*LEVEL: INTERMEDIATE - ADVANCED*

Sogetsu Ikebana is much more than "Japanese flower arranging," it is a modern form of an ancient art of sculpture with living materials. Students will learn the traditional principles and aesthetic disciplines, combined with creative energies to capture, express and enhance natural beauty.

**\$360.00**





## **Introduction to Sogetsu Ikebana: The Japanese Art of Flower Arrangement**

Shizue Pleasanton

Saturday | 10:00 AM - 12:00 PM

6 Weeks: April 5 - May 10

*LEVEL: BEGINNER*

Sogetsu Ikebana is much more than “Japanese flower arranging,” it is a modern form of an ancient art of sculpture with living materials. Beginner students will be introduced to the traditional principles and aesthetic disciplines, combined with creative energies to capture, express and enhance natural beauty.

\$275.00

## **PHOTOGRAPHY & DIGITAL ARTS**



### **\*NEW\* Traditional Painting from a Digital Layout and Sketch**

Rick McCollum

Monday | 9:30 AM - 12:30 PM

8 Weeks: March 31 - May 19

*ALL LEVELS*

This course combines digital design and hands-on traditional painting. Students will produce a digital sketch in Adobe Photoshop which will be used as a blueprint for their in class painting. Using layers, selection tools and various brushes, students will explore composition, lighting, and color. The digital sketch will be used as reference, applying the concepts and techniques learned to create a cohesive, well-planned piece. There will be instructor demos and handouts along with individual student guidance. Discover how digital techniques can enhance your painting process!

\$415.00



### **The Fine Art of Black & White Photography and Darkroom**

Bruce Dunbar


Wednesday | 9:30 AM - 12:30 PM

8 Weeks: April 2 - May 21

*ALL LEVELS*

This is an all level course for those wishing to learn or refine their techniques and ideas. Emphasis is placed on the printing process and presentation of images. Demonstrations, critiques, and slide lecture presentations will be given as a means to investigate creativity, as well as to gain insight into creating ideas and understanding concepts of b/w photographs. Some assignments will be given. Students are encouraged to make their own assignments and do work outside of class.

\$485.00



## Experimental & Alternative Photo Processes

Bruce Dunbar

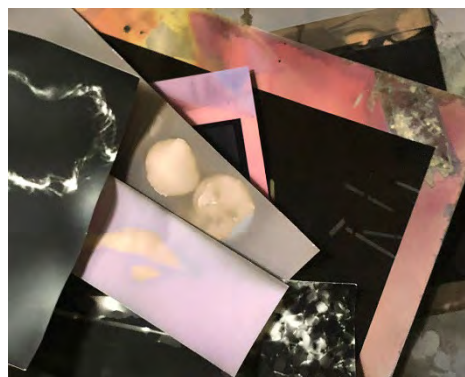
Thursday | 9:30 AM - 12:30 PM

8 Weeks: April 3 - May 22

ALL LEVELS

During this class participants will investigate different methods of camera and cameraless photography both in and outside the darkroom. Both film (analog) and digital processes will be addressed. Emphasis is placed on creativity and exploration. Noted and established practitioners' work will be discussed and used for inspiration. Some processes we will explore are cyanotypes, vandykes, anthotypes, lumens and more. No experience necessary.

\$485.00



## Introduction to Digital Photography I

Bruce Dunbar

Tuesday | 10:00 AM - 12:00 PM

6 Weeks: April 8 - May 13

LEVEL: BEGINNER

Students will learn the basics of the digital camera. Photographic principles such as aperture, shutter speed, and light sensitivity will be discussed as well as creativity and composition needed to make digital images. Some in-class shooting will be done. Assignments will be given and reviewed the following class.

\$280.00

## MIXED MEDIA & COLLAGE



## \*NEW\* Botanical Printing: An Exploration of Eco Printing

Bonnee Pecquex

Tuesday | 2:00 PM - 4:00 PM

5 Weeks: April 1 - April 29

ALL LEVELS

Plant materials offer an abundant and inspiring source for artistic creation, with endless possibilities to incorporate the beauty of nature into creative projects. In this course, we will explore a variety of techniques to integrate botanical elements into art, focusing on methods that produce the most vibrant and successful prints. Through an in-depth study of Eco Printing, the classes will cover; creating natural plant dyes, bundle dyeing, and the processes of scouring and mordanting fabric to prepare it for bonding with plant materials. The result will be stunning, one-of-a-kind prints that celebrate the artistry of nature.

\$365.00



## **Painting with Encaustics**

Nash Hyon

Wednesday | 1:00 PM - 4:00 PM

8 Weeks: April 2 - May 21

*LEVEL: ADVANCED*

This class is for students with encaustic experience who want to continue their practice with this medium. Qualifying experience includes having taken the mini-course Encaustic Painting for Beginners. Consideration will also be given to students who have attended the workshop, Introduction to Encaustic Painting, or a 2 hour private session with Nash or with another encaustic instructor, this is not a class for beginners. During class we will focus on each students skills going beyond the basics, content driven series and professional development.

**\$480.00**



## **Exploring Mixed Media**

Natasha Karpinskaia

Wednesday | 1:30 PM - 4:30 PM

8 Weeks: April 2 - May 21

*ALL LEVELS*

It is a very playful class, and yet serious. Through mixed media we see familiar forms and textures anew. We will experiment with different mediums, techniques and materials to juxtapose textures and forms on various surfaces - painting, drawing, prints, collage, found or recycled things. We will work with stencils, stamping, oil pastels, crayons, pencils, collage, image transfer, etc. The combinations are endless, but the main idea is to combine and layer materials to create unique works. Various approaches will be demonstrated, and both figurative and abstract imagery will be used. Mixed media is a great way to discover oneself and discover one's own individual style. No prior experience is required, and all levels are welcome.

**\$470.00**

## **\*NEW\* Mixing it Up: Mixed Media Drawing**

Nomi Silverman

Thursday | 1:00 PM - 4:00 PM

6 Weeks: April 3 - May 8

*ALL LEVELS*

This is an exciting opportunity to develop and expand your drawing skills. Drawing fundamentals will be covered while experimenting with, and combining, various mediums such as pen& ink, pastel, conte crayon, silver point and watercolors.

**\$345.00**



## **Abstract Landscapes with Acrylic and Mixed Media**

Nash Hyon

Thursday | 1:00 PM - 4:00 PM

8 Weeks: April 3 - May 22

*LEVEL: BEGINNER*

During this beginners class students will experience the basics of color, texture and layering using many of the unique acrylic products available for painters. After exercises students will be encouraged to complete a 16x 20 or larger painting.

**\$450.00**



## **Encaustic (Hot Wax) Painting for Beginners**

Nash Hyon

Monday | 7:00 PM - 9:00 PM

4 Weeks: April 21 - May 12

*LEVEL: BEGINNER*

Explore the medium that works with a mixture of beeswax and pigment, giving your paintings a beautiful surface and depth. Learn the techniques, methods and history of the medium. A demonstration will start each class, followed by time to experiment or create your own painting, with individual instruction. No painting experience necessary. The school will supply major equipment. Other supplies can be purchased locally or online. This is a small class that gives students individual attention.

\$225.00

## **ADULT WORKSHOPS**

### **SILVERMINE EXPERIENCES**



### **One Night Stand: Fluid Acrylic Pours**

Nash Hyon

Friday | 7:00 PM - 9:00 PM

1 Day: April 4

Friday | 7:00 PM - 9:00 PM

1 Day: May 16

Come learn the techniques, tips and tricks of acrylic pours in this fun, interactive workshop. Learn various techniques to create abstract paintings without any painting experience. Each person will do two different pours on canvas that create multi-colored abstract designs.

\$75.00



### **One Night Stand: On the Potter's Wheel**

Jon Puzzuoli

Friday | 7:00 PM - 9:00 PM

1 Day: April 4

Friday | 7:00 PM - 9:00 PM

1 Day: April 18

Friday | 7:00 PM - 9:00 PM

1 Day: May 2

Friday | 7:00 PM - 9:00 PM

1 Day: May 16

Join us for a fun evening out with friends or family! The evening will start with a wheel throwing demonstration followed by an opportunity for you to learn how to throw on the potter's wheel. You'll create your very own bowl(s) which we will glaze and fire for you to pick up at a later date. We promise you'll have a blast and it will be a different experience for you. Bring a friend, family member or a date, and enjoy the evening. The pieces will take four to six weeks to fire, and the school office will notify you when pieces are ready to be picked up.

\$75.00

### **Silvermine Saturday: Forging a Hook**

Leon Husock

Saturday | 2:00 PM - 5:00 PM

1 Day: April 5

Saturday | 2:00 PM - 5:00 PM

1 Day: May 31

An evening of fire and fun! Students will explore the ancient art of blacksmithing, heating and forging steel with a hammer and anvil to create a decorative wall hook. The class will begin with a demonstration on how to use a forge and anvil, after which you will forge and finish a hook to take home that same night. Students should wear cotton clothing, long pants, and closed-toed shoes.

\$105.00



### **Silvermine Saturday: Unique Paper Flowers**

Nash Hyon

Saturday | 12:30 PM – 2:30 PM

1 Day: April 12

Using simple materials we will create several different paper flowers in this workshop. No experience needed and once you learn the basics many different types and sizes of flowers can be created. Go beyond nature with custom colors and patterns- just have fun!

\$75.00

### **One Night Stand: Gel Plate Printing**


Nash Hyon

Friday | 7:00 PM - 9:00 PM

1 Day: April 25

No experience needed! In this new, fun two hour workshop we will experience the magic of printing in multiple colors, design, textures and transfers using the gel plate. With water based paints multiple layers will be created by printing the same paper over and over. When these dry, the prints may be used for collage, cards, gift wrap or framed as finished artwork. You will be amazed at what you can make during the two hours of this workshop.

\$75.00



### **One Night Stand: Painting the Masters**

Nash Hyon

Friday | 7:00 PM - 9:00 PM

1 Day: May 2

Learn to work with acrylic paints by painting your own version of a famous artist's painting. Art students have been doing this for generations and we will show you how to transfer the image along with basic acrylic painting techniques. You don't need to know how to draw! In the past we have done paintings by Van Gogh and Cezanne and Georgia O'Keefe. Have fun and create your own masterpiece! Materials are included.

\$75.00

### **Silvermine Saturday: Forging a Bottle Opener**

Leon Husock

Saturday | 2:00 PM - 5:00 PM

1 Day: May 3

Be the life of the party with your own hand-forged iron bottle opener! Class will start with a demonstration on how to use a forge, anvil, and blacksmith's hammer, after which students will learn how to forge a decorative bottle opener that they will finish and take home that same night. Students should wear cotton clothing, long pants, and closed-toed shoes.

\$105.00



### **Silvermine Saturday: Forging a Steak Turner**

Leon Husock

Saturday | 6:00 PM - 9:00 PM

1 Day: June 14

Flip your steaks on the grill in style with your own hand-forged steak turning tool. Students will learn basic forging technique and safety, after which they will forge and finish their own steak turner (a long tool with a small hook on one end for flipping food while grilling). Students should wear cotton clothing, long pants, and closed-toed shoes.

\$105.00

### **Silvermine Saturday: Botanical Printing - Journal Covers**

Bonnee Pecquex

Saturday | 12:30 PM - 2:30 PM

1 Day: April 19

Saturday | 12:30 PM - 2:30 PM

1 Day: April 26

Botanical printing, also known as eco-printing, is an artistic technique that involves using plant materials to create unique and intricate patterns on fabric or paper. It is a natural and sustainable way to incorporate the beauty of nature into visual art. By carefully arranging leaves, flowers, and other plant parts on the surface of the material and applying pressure and heat, the pigments and tannins present in the plants are transferred, resulting in stunning, one-of-a-kind designs. This eco-friendly form of printing provides a connection to the natural world and allows for endless creative possibilities. Come and learn this magical process and you will be forever 'hooked'! There will be a brief lecture about the technique, and then each person will get an opportunity to print a piece of wool that can be used to cover a journal/sketchbook (provided in the class) to bring home with them.

\$75.00

### **\*NEW\* Silvermine Saturday: Botanical Printing - Silk Bandanas**

Bonnee Pecquex

Saturday | 12:30 PM - 2:30 PM

1 Day: May 17

Botanical printing, also known as eco-printing, is an artistic technique that involves using plant materials to create unique and intricate patterns on fabric or paper. It is a natural and sustainable way to incorporate the beauty of nature into visual art. By carefully arranging leaves, flowers, and other plant parts on the surface of the material and applying pressure and heat, the pigments and tannins present in the plants are transferred, resulting in stunning, one-of-a-kind designs. This eco-friendly form of printing provides a connection to the natural world and allows for endless creative possibilities. Come and learn this magical process and you will be forever 'hooked'! There will be a brief lecture about the technique, and then each person will get an opportunity to make a silk bandana to take home with them.

\$75.00





### ***Sundays at Silvermine: Forging a Hairpin***

Leon Husock

Sunday | 1:00 PM - 4:00 PM

1 Day: May 4

Forge a unique and beautiful hairpin! Students will form, bend, and twist hot steel into shape to create a usable hairpin, perfect for yourself or as a gift. Class will start with a demonstration on how to use a forge, anvil, and blacksmith's hammer, no experience is required.. Students should wear cotton clothing, long pants, and closed-toed shoes.

\$105.00

### ***Sundays at Silvermine: Forging a Bottle Opener***

Leon Husock

Sunday | 2:00pm – 5:00 PM

1 Day: April 6

---

Sunday | 2:00 PM - 5:00 PM

1 Day: June 1

---

Sunday | 2:00 PM - 5:00 PM

1 Day: June 15

Be the life of the party with your own hand-forged iron bottle opener! Class will start with a demonstration on how to use a forge, anvil, and blacksmith's hammer, after which students will learn how to forge a decorative bottle opener that they will finish and take home that same night. Students should wear cotton clothing, long pants, and closed-toed shoes.

\$105.00

## **PAINTING & DRAWING**



### ***One Night Stand: Fluid Acrylic Pours***

Nash Hyon

Friday | 7:00 PM - 9:00 PM

1 Day: April 4

Friday | 7:00 PM - 9:00 PM

1 Day: May 16 - May 16

Come learn the techniques, tips and tricks of acrylic pours in this fun, interactive workshop. Learn various techniques to create abstract paintings without any painting experience. Each person will do two different pours on canvas that create multi-colored abstract designs.

\$75.00

### ***Painting Creatively from Photographs***

Souby Boski

Sunday | 11:30 AM - 3:30 PM

1 Day: April 6

Most artists use source photos in some capacity when they work, whether to jog their memory of a particular place and time or to record specific visual details to incorporate in later pieces. In this workshop students will learn to paint in a creative, personal, and expressive way using reference photographs - freeing them from copying. Learn to dismiss the sense of obligation to show exactly what is depicted in the photo and feel free and inspired to manipulate the composition, assuring vitality and making the painting your personal creation.

\$145.00

**\*NEW\* Color Mixing: Basics for Beginners**

Janet Warner

Saturday | 10:00 AM - 1:00 PM

1 Day: April 19

In this workshop, we will explore the fundamentals of color mixing. This workshop is designed for beginners and anyone looking to enhance their color knowledge. By the end of the workshop, you'll gain a solid understanding of the principles of color mixing and the confidence to apply these skills in your artistic endeavors. We will discuss how mixing primary hues can be combined to create a variety of secondary and tertiary colors. As we progress, you'll receive hands-on experience in mixing these colors. Additionally, we will delve into how the temperature of the pigment influences the saturation or muting of your secondary and tertiary colors. By the end of this workshop, you'll have a solid grasp of the principles of color mixing and the confidence to apply these skills in your artistic endeavors.

\$120.00



**\*NEW\* Watercolor Painting Intensive**

Jill Nichols

Saturday | 10:00 AM - 4:00 PM

1 Day: April 26

Intended for students eager to explore the vibrant world of watercolor painting, this course offers an inspiring dive into the art form. You'll learn essential techniques, master the art of color mixing, and develop your skills in composition, all in a supportive and engaging environment. With plenty of one-on-one guidance, you can work from your own photo inspirations or choose from the instructor's carefully selected sources to bring your creativity to life.

\$195.00



**Learn to Paint in Oil**

C.J Guerin

Sunday | 10:00 AM - 3:30 PM

1 Day: April 27

This is an opportunity to try oil painting before investing in the materials. Students will learn about the unique and subtle qualities of painting in oil. We will cover materials, setting up a palette, mediums, color mixing and various oil painting techniques. This workshop will be aimed at creating a small landscape and still-life.

\$175.00



## **One Night Stand: Painting the Masters**

Nash Hyon

Friday | 7:00 PM - 9:00 PM

1 Day: May 2

Learn to work with acrylic paints by painting your own version of a famous artist's painting. Art students have been doing this for generations and we will show you how to transfer the image along with basic acrylic painting techniques. You don't need to know how to draw! In the past we have done paintings by Van Gogh and Cezanne and Georgia O'Keefe. Have fun and create your own masterpiece! Materials are included.

**\$75.00**

## **Beginner Watercolor Workshop**

Wendy MacCordy

Saturday, Sunday | 10:00 AM - 1:00 PM

2 Days: May 3 - May 4

Experience the fun of watercolor painting. This workshop is designed for students who are beginners in watercolors and would like to learn the fundamentals of the medium. We will explore watercolor materials, techniques, and color mixing in a relaxed atmosphere. There will be demonstrations every day and lots of individual attention. Bring your own photographs for painting inspiration.

**\$215.00**



## **Introduction to Encaustic Painting (Hot Wax)**

Nash Hyon

Saturday | 10:00 AM - 3:00 PM

1 Day: May 10

Love how encaustic paintings look? Want to know more about it and try it out without a large investment of time or materials? In this workshop you will learn all the basics including, tools, techniques, and safety. After demonstrations, you will have time to work hands-on with this unique and historic medium that is gaining popularity among all types of artists. The school will supply all of the equipment. Please see our website for additional materials you should bring.

**\$165.00**

## **\*NEW\* Contemporary Painting**

Aleksandr Razin

Saturday, Sunday | 10:00 AM - 3:00 PM

2 Days: May 10 - May 11

Contemporary painting is a broad term that includes a variety of mediums, styles, and concepts, and is often characterized by a lack of a uniform organizing principle. Students will develop a working knowledge of contemporary painting that challenges them to see and interpret in new ways. Using various mediums and styles students will learn color, line, texture, movement, and form, through individual instruction. Creating a new painting is a challenging and unique experience, involving constant experimentation with intuition and automatism, taking you on a multidimensional journey of self-discovery. This workshop will meet on May 10th and 11th and is designed for students of all levels. We will explore a series of painting projects using paint, collage and various mediums and styles of contemporary paintings.

**\$315.00**





### **\*NEW\*** Oil Painting Intensive

Jill Nichols

Saturday | 10:00 AM - 4:00 PM

1 Day: May 17

Intended for students eager to explore the vibrant world of watercolor painting, this course offers an inspiring dive into the art form. You'll learn essential techniques, master the art of color mixing, and develop your skills in composition, all in a supportive and engaging environment. With plenty of one-on-one guidance, you can work from your own photo inspirations or choose from the instructor's carefully selected sources to bring your creativity to life.

**\$195.00**



### **\*NEW\*** Color Mixing II: Essential Color Concepts

Janet Warner

Saturday | 10:00 AM - 4:00 PM

1 Day: May 17

This one-day workshop will deepen your understanding of color and enhance your artistic skills. Students will learn how to transform standard tube colors into stunning variations of muted hues and chromatic greys. We will delve into the fascinating world of color theory and color mixing. Our focus will be on the techniques for mixing muted colors and creating chromatic grey using complementary colors. We'll explore essential color concepts, including temperature, value and saturation. As part of our hands-on activities, we will practice mixing primary colors to produce secondary colors. We will then utilize these mixtures to create a saturation chart that incorporates our complementary colors, allowing you to visualize the relationships and nuances between them. To conclude the workshop, students will create a small non-objective artwork to reinforce the skills learned and allow for personal expression. Whether you're a beginner or an experienced artist, this workshop offers valuable insights and practical experience in color manipulation.

**\$195.00**



### **\*NEW\*** Creating Dynamic Portraits

Peter Glass

Monday | 1:00 PM - 4:00 PM

1 Day: May 19

Learn to create stunning portraits in this hands-on workshop! Begin by reviewing MANUAL mode on your 35mm digital camera, then explore techniques for dynamic portraits using clothing, props, poses, and backgrounds. A Silvermine model will be present, giving you the chance to photograph and refine your shots. Wrap up with a post-production session in Adobe Camera Raw, where you'll learn simple edits to elevate your images. Bring your camera, lenses, and creativity to transform your portrait photography skills!

**\$175.00**



## CERAMICS



### **One Night Stand: On the Potter's Wheel**

Jon Puzzuoli

Friday | 7:00 PM - 9:00 PM

1 Day: April 4

Friday | 7:00 PM - 9:00 PM

1 Day: April 18

Friday | 7:00 PM - 9:00 PM

1 Day: May 2

Friday | 7:00 PM - 9:00 PM

1 Day: May 16

Join us for a fun evening out with friends or family! The evening will start with a wheel throwing demonstration followed by an opportunity for you to learn how to throw on the potter's wheel. You'll create your very own bowl(s) which we will glaze and fire for you to pick up at a later date. We promise you'll have a blast and it will be a different experience for you. Bring a friend, family member or a date, and enjoy the evening. The pieces will take four to six weeks to fire, and the school office will notify you when pieces are ready to be picked up.

**\$75.00**



### **Raku Workshop**

Jon Puzzuoli

Sunday | 10:00 AM - 2:00 PM

1 Day: May 18

**LEVEL: INTERMEDIATE - ADVANCED**

Students bring their bisque pieces and spend the day glazing and firing in the raku kiln. We will do a combination of firings: traditional raku, and fuming techniques using horsehair and feathers. Students should use white stoneware clay, which may be purchased in advance. Pieces can be bisque fired in Silvermine's kiln two weeks prior to the date of the workshop. We will accommodate as many firings as the day allows. Expect to get at least 5 medium size (approximately 8 x 8 x 8 inches would be considered medium size) pieces fired. Pieces should be based on cylindrical forms, not flat, or over 10 lbs.

**\$260.00**



## PRINTMAKING



### **One Night Stand: Gel Plate Printing**

Nash Hyon

Friday | 7:00 PM - 9:00 PM

1 Day: April 25

No experience needed! In this new, fun two hour workshop we will experience the magic of printing in multiple colors, design, textures and transfers using the gel plate. With water based paints multiple layers will be created by printing the same paper over and over. When these dry, the prints may be used for collage, cards, gift wrap or framed as finished artwork. You will be amazed at what you can make during the two hours of this workshop.

\$75.00

### **Introduction to Relief Printmaking**


Evelyn Harvey

Saturday | 10:00 AM - 1:00 PM

1 Day: May 3

An introductory workshop to the process of relief printmaking. Using a linoleum block, design and carve your own image to print on paper. The workshop reviews what printmaking is, how to handle the carving tools, creating an image through relief, registering paper, and printing. This workshop is geared for those who want to explore the process and understand the steps and tools required.

\$100.00



### **\*NEW\* Paper and the Press Bed: Relief Printmaking**

Evelyn Harvey

Saturday | 2:00 PM - 5:00 PM

1 Day: May 3

Curious about printing papers? Sizing? Tearing? Setting it all up for the press? This workshop reviews printing papers and the press bed in printmaking. Paper is an important part of printmaking as it holds the print. The press bed is also a helpful tool in printmaking. Alternative to the barren (rubbing with your hand), the press allows even and heavy pressure resulting in consistent prints. This workshop is geared for students who have some experience in relief printmaking and are looking to advance/use a different printing process. It is recommended to bring in a linoleum block already carved and a variety of inks and paper to print on.

\$100.00





**\*NEW\* Two Color Prints: Relief Printmaking**

Evelyn Harvey  
Friday | 6:00 PM - 9:00 PM  
1 Day: May 16

Explore multi color process in relief printmaking. Great for those with some experience with relief printmaking, this workshop reviews the steps in creating a two color print. Using two blocks, student carve each 'color' of their design, register the images, and print the two layers together. This workshop challenges the positive and negative space of design, and color importance in the print.  
\$100.00




**\*NEW\* Introduction to Relief Printing: Woodcuts**

Andrew Murdoch  
Saturday, Sunday | 9:30 AM - 1:00 PM  
2 Days: May 17 - May 18

Woodblock printing has been practiced, in one form or another, since 220 A.D. The process involves the removal of material (in this case, wood) allowing the raised areas to be inked and printed. During this workshop, students will develop images to be transferred to a wood block. This course will cover the use of basic carving tools and techniques to create an image that students will be able to print in small editions.  
\$180.00



**METAL & SCULPTURE**




**Silvermine Saturday: Forging a Hook**

Leon Husock  
Saturday | 2:00 PM - 5:00 PM  
1 Day: April 5

Saturday | 2:00 PM - 5:00 PM  
1 Day: May 31

An evening of fire and fun! Students will explore the ancient art of blacksmithing, heating and forging steel with a hammer and anvil to create a decorative wall hook. The class will begin with a demonstration on how to use a forge and anvil, after which you will forge and finish a hook to take home that same night. Students should wear cotton clothing, long pants, and closed-toed shoes.  
\$105.00



### ***Silvermine Saturday: Forging a Bottle Opener***

Leon Husock

Saturday | 2:00 PM - 5:00 PM

1 Day: May 3

Be the life of the party with your own hand-forged iron bottle opener! Class will start with a demonstration on how to use a forge, anvil, and blacksmith's hammer, after which students will learn how to forge a decorative bottle opener that they will finish and take home that same night. Students should wear cotton clothing, long pants, and closed-toed shoes.

**\$105.00**

### ***Sundays at Silvermine: Forging a Hairpin***

Leon Husock

Sunday | 1:00 PM - 4:00 PM

1 Day: May 4

Forge a unique and beautiful hairpin! Students will form, bend, and twist hot steel into shape to create a usable hairpin, perfect for yourself or as a gift. Class will start with a demonstration on how to use a forge, anvil, and blacksmith's hammer, no experience is required.. Students should wear cotton clothing, long pants, and closed-toed shoes.

**\$105.00**

### ***Sundays at Silvermine: Forging a Bottle Opener***

Leon Husock

Sunday | 2:00 PM - 5:00 PM

1 Day: April 6

---

Sunday | 2:00 PM - 5:00 PM

1 Day: June 1

---

Sunday | 2:00 PM - 5:00 PM

1 Day: June 15

Be the life of the party with your own hand-forged iron bottle opener! Class will start with a demonstration on how to use a forge, anvil, and blacksmith's hammer, after which students will learn how to forge a decorative bottle opener that they will finish and take home that same night. Students should wear cotton clothing, long pants, and closed-toed shoes.

**\$105.00**

### ***Silvermine Saturday: Forging a Steak Turner***

Leon Husock

Saturday | 6:00 PM - 9:00 PM

1 Day: June 14

Flip your steaks on the grill in style with your own hand-forged steak turning tool. Students will learn basic forging technique and safety, after which they will forge and finish their own steak turner (a long tool with a small hook on one end for flipping food while grilling). Students should wear cotton clothing, long pants, and closed-toed shoes.

**\$105.00**



## JEWELRY & METALSMITHING



### ***Sterling Silver Open Shank Ring***

Maureen Henriques

Sunday | 10:00 AM - 4:00 PM

1 Day: April 6

Some call it open, some call it split, I call it a fun project for beginners and advanced students alike. Students will learn how to calculate their ring size, form a bezel setting for one side of the ring, and a fun embellishment for the other. Techniques learned will be sawing, bezel creation, sizing, filing, and soldering just to name a few. Stones will vary.

\$180.00

### ***\*NEW\* Sterling Silver Shadow Box Pendant***

Maureen Henriques

Saturday | 10:00 AM - 4:00 PM

1 Day: April 19

In this class students will create a pendant in a beautiful "shadowbox" setting. We will discuss measuring the tube setting and decorative wire, the different approaches to attaching the wire and embellishments to backplates and setting your stone. Students will then learn how to expertly add wire to the outer edge of their design, assembly of embellishments, sweat soldering, polishing and adding patina.

\$180.00



### ***Sterling Silver Water Casting Pendant***

Maureen Henriques

Saturday | 10:00 AM - 4:00 PM

1 Day: May 10

Wonderfully organic shapes result when molten metal is dropped into water. This unique and fun casting technique creates beautiful abstract forms that range from button and pearl like shapes, to cups, twigs, and dynamic splashes of silver. Students will cast silver in water two different ways, and then assemble and solder and patina their castings into a unique pendant. Experience is encouraged, but not necessary. The instructor will supply all materials.

\$180.00

### ***\*NEW\* Sterling Silver Tab Set Ring***


Maureen Henriques

Saturday, Sunday | 10:00 AM - 2:30 PM

2 Days: June 7 - June 8

Let's create a one of a kind gorgeously textured tab set ring! Tab setting, also known as turtle setting is a unique way to secure a stone. Students will learn a variety of techniques in this class, some of which are tab setting, reticulation, silver dust fusing, and ring construction. We will concentrate on our sawing skills, and heat control in building our texture. Experience is not necessary, but strongly encouraged. Stones will vary.

\$325.00





## SPECIAL STUDIES



### **Silvermine Saturday: Unique Paper Flowers**

Nash Hyon

Saturday | 12:30 PM – 2:30 PM

1 Day: April 12

Using simple materials we will create several different paper flowers in this workshop. No experience needed and once you learn the basics many different types and sizes of flowers can be created. Go beyond nature with custom colors and patterns- just have fun!

\$75.00



### **Silvermine Saturday: Botanical Printing - Journal Covers**

Bonnee Pecquex

Saturday | 12:30 PM - 2:30 PM

1 Day: April 19

---

Saturday | 12:30 PM - 2:30 PM

1 Day: April 26

Botanical printing, also known as eco-printing, is an artistic technique that involves using plant materials to create unique and intricate patterns on fabric or paper. It is a natural and sustainable way to incorporate the beauty of nature into visual art. By carefully arranging leaves, flowers, and other plant parts on the surface of the material and applying pressure and heat, the pigments and tannins present in the plants are transferred, resulting in stunning, one-of-a-kind designs. This eco-friendly form of printing provides a connection to the natural world and allows for endless creative possibilities. Come and learn this magical process and you will be forever 'hooked'! There will be a brief lecture about the technique, and then each person will get an opportunity to print a piece of wool that can be used to cover a journal/sketchbook (provided in the class) to bring home with them.

\$75.00

### **\*NEW\* Altered Book Collage**

Janet Warner

Saturday | 1:00 PM - 5:00 PM

1 Day: May 3

In this 4-hour workshop, you'll transform a vintage hardcover book into a unique collage journal, sparking your creativity and artistic expression. In the first half, you'll learn how to prepare your journal by removing pages, gluing others together, and creating interactive elements like pockets and secret doors. We'll cover essential techniques for cutting and gluing to ensure a sturdy foundation. The second half focuses on collage-making, where you'll explore techniques like close cutting, tearing, and layering. You'll experiment with color, text, and found objects to create dynamic, visually engaging pages. By the end of the session, you'll leave with the beginnings of your personalized collage journal and the inspiration to continue your creative journey. This workshop offers a playful and expressive approach to making art that's uniquely yours.

\$145.00



**\*NEW\* Silvermine Saturday: Botanical Printing - Silk Bandanas**

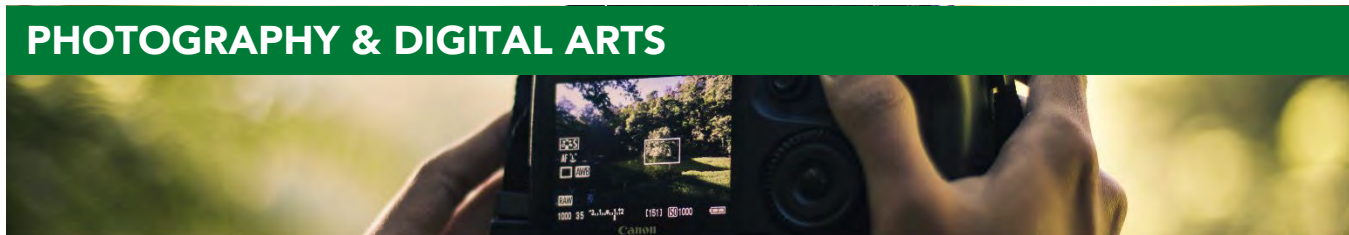
Bonnee Pecquex

Saturday | 12:30 PM - 2:30 PM

1 Day: May 17

Botanical printing, also known as eco-printing, is an artistic technique that involves using plant materials to create unique and intricate patterns on fabric or paper. It is a natural and sustainable way to incorporate the beauty of nature into visual art. By carefully arranging leaves, flowers, and other plant parts on the surface of the material and applying pressure and heat, the pigments and tannins present in the plants are transferred, resulting in stunning, one-of-a-kind designs. This eco-friendly form of printing provides a connection to the natural world and allows for endless creative possibilities. Come and learn this magical process and you will be forever 'hooked'! There will be a brief lecture about the technique, and then each person will get an opportunity to make a silk bandana to take home with them.

\$75.00



***iPhone Photography: All You Need to Know***

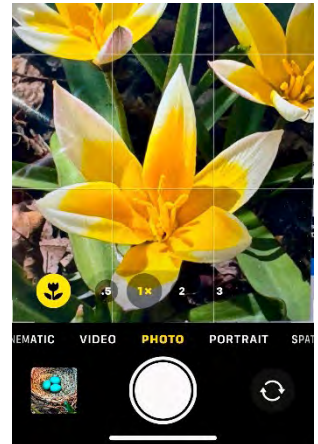
Bruce Dunbar

Saturday | 10:00 AM - 2:00 PM

1 Day: April 5

Learn to take full advantage of all the capabilities of your iPhone camera. During this class, you'll learn the tips and tricks of iPhone photography and how to make the most of your phone's camera, starting with photography basics; focus control and exposure. Composition and creativity will be discussed too. No experience necessary!

\$145.00



***Cyanotype: Process & Exploration***


Evelyn Harvey

Saturday | 10:00 AM - 1:00 PM

1 Day: April 5

Cyanotype is a non-silver light sensitive chemistry that is reactive to UV light exposure. When exposed and processed, Cyanotype prints show an all over blue color that can be explored in value. This workshop offers guidance in applying the photosensitive chemistry, creating prints with natural and found materials and exploration in capturing an image using sunlight. You may bring in negatives or materials such as flowers & leaves (real or silk), feathers, lace, buttons, safety pins or any variety of graphic household items, all of which can be exposed with this process! The workshop will offer instructor demonstration and one on one feedback. This workshop will be held in the studio and outside under the sun's rays, so please dress appropriately for the weather.

\$170.00



## **\*NEW\* Fast Track from AUTO to MANUAL on your 35mm Camera**

Peter Glass

Saturday | 1:00 PM - 4:00 PM

1 Day: April 5

Learn to master MANUAL mode on your 35mm digital camera in just 3 hours! Take full control of aperture, shutter speed, ISO and more for photos that reflect your creative vision. This hands-on workshop covers essential techniques, camera handling, and key settings to get you off AUTO and shooting with confidence. A detailed handout simplifies learning and supports your progress during and after class. Unlock your camera's full potential and elevate your photography!

\$160.00



## **\*NEW\* iPhone Photography: The Next Level**

Bruce Dunbar

Saturday | 10:00 AM - 2:00 PM

1 Day: May 3

Start using your iPhone camera to Make instead of take pictures. In this workshop we will use the functions of the native iPhone to create still-lives, look for landscape ops and consider the macro world in addition to abstraction. Using the built-in editing functions as well as some apps, participants will craft photographs for a final in class slide review. Other accessories such as attachable lens will be discussed. To be most successful in this workshop you should have a knowledgeable understanding of your iPhone camera or have taken the previous workshop.

\$145.00

## **MIXED MEDIA & COLLAGE**



## **Silvermine Saturday: Botanical Printing - Journal Covers**

Bonnee Pecquex

Saturday | 12:30 PM - 2:30 PM

1 Day: April 19

Saturday | 12:30 PM - 2:30 PM

1 Day: April 26

Botanical printing, also known as eco-printing, is an artistic technique that involves using plant materials to create unique and intricate patterns on fabric or paper. It is a natural and sustainable way to incorporate the beauty of nature into visual art. By carefully arranging leaves, flowers, and other plant parts on the surface of the material and applying pressure and heat, the pigments and tannins present in the plants are transferred, resulting in stunning, one-of-a-kind designs. This eco-friendly form of printing provides a connection to the natural world and allows for endless creative possibilities. Come and learn this magical process and you will be forever 'hooked'! There will be a brief lecture about the technique, and then each person will get an opportunity to print a piece of wool that can be used to cover a journal/sketchbook (provided in the class) to bring home with them.

\$75.00





### **\*NEW\*** *Altered Book Collage*

Janet Warner

Saturday | 1:00 PM - 5:00 PM

1 Day: May 3

In this 4-hour workshop, you'll transform a vintage hardcover book into a unique collage journal, sparking your creativity and artistic expression. In the first half, you'll learn how to prepare your journal by removing pages, gluing others together, and creating interactive elements like pockets and secret doors. We'll cover essential techniques for cutting and gluing to ensure a sturdy foundation. The second half focuses on collage-making, where you'll explore techniques like close cutting, tearing, and layering. You'll experiment with color, text, and found objects to create dynamic, visually engaging pages. By the end of the session, you'll leave with the beginnings of your personalized collage journal and the inspiration to continue your creative journey. This workshop offers a playful and expressive approach to making art that's uniquely yours.

\$145.00

### *Introduction to Mixed Media Collage*

Heather Neilson

Sunday | 10:00 AM - 3:00 PM

1 Day: May 4

In this workshop, you will create several Abstract Mixed Media Collages on high quality mixed media paper using a variety of collage papers, acrylic paint and mark making tools. In the morning, you will learn approaches for adhering collage and building your work. Heather will guide you in creating two collages using core art principles of value, color, shape and composition. In the afternoon, you will explore 1-2 additional collages, with additional ideas and guidance from Heather. This workshop is suitable for the novice, intermediate and experienced artist. The goal is to have fun, learn some new skills and meet like-minded people.

\$210.00



### *Introduction to Encaustic Painting (Hot Wax)*

Nash Hyon

Saturday | 10:00 AM - 3:00 PM

1 Day: May 10

Love how encaustic paintings look? Want to know more about it and try it out without a large investment of time or materials? In this workshop you will learn all the basics including, tools, techniques, and safety. After demonstrations, you will have time to work hands-on with this unique and historic medium that is gaining popularity among all types of artists. The school will supply all of the equipment. Please see our website for additional materials you should bring.

\$165.00

### **\*NEW\*** *Silvermine Saturday: Botanical Printing - Silk Bandanas*

Bonnee Pecquex

Saturday | 12:30 PM - 2:30 PM

1 Day: May 17

Botanical printing, also known as eco-printing, is an artistic technique that involves using plant materials to create unique and intricate patterns on fabric or paper. It is a natural and sustainable way to incorporate the beauty of nature into visual art. By carefully arranging leaves, flowers, and other plant parts on the surface of the material and applying pressure and heat, the pigments and tannins present in the plants are transferred, resulting in stunning, one-of-a-kind designs. This eco-friendly form of printing provides a connection to the natural world and allows for endless creative possibilities. There will be a brief lecture about the technique, and then each person will get an opportunity to make a silk bandana to take home with them.

\$75.00

# YOUTH COURSES

## PAINTING & DRAWING



### **\*NEW\* Material Mastery in Painting & Drawing (Ages: 10-13)**

Evelyn Harvey

Tuesday | 4:30 PM - 6:30 PM

8 Weeks: April 1 - May 20

In this course, students work with a variety of drawing and painting medium to create their own artwork each class. The course overviews the foundation of using the materials and expressing it by review line, shape, value, scale, and composition. The first half focuses on different drawing mediums and the second focuses on one painting project. Instructor feedback is given, and group discussion is encouraged.

\$410.00



### **Exploring Drawing, Painting and More! (Ages: 7-9)**

Karen Siegel

Tuesday | 4:30 PM - 6:30 PM

8 Weeks: April 1 - May 20

In this course students will explore the elements of art (color, form, line, shape, space, texture, and value) through various artistic media. Subject matter will include still-life, landscape, abstraction and more. A different art technique will be introduced each week giving the young artist a chance to have fun exploring a variety of materials.

\$410.00

### **Exploring Drawing, Painting and More! (Ages: 10-13)**

Karen Siegel

Wednesday | 4:30 PM - 6:30 PM

8 Weeks: April 2 - May 21

In this course students will explore the elements of art (color, form, line, shape, space, texture, and value) through various artistic media. Subject matter will include still-life, landscape, abstraction and more. A different art technique will be introduced each week giving the young artist a chance to have fun exploring a variety of materials.

\$410.00



## Youth Oil Painting (Ages: 13-17)

C.J Guerin

Thursday | 4:30 PM - 6:30 PM

6 Weeks: April 3 - May 8

Students will explore drawing, oil painting, printmaking and 3D work. We will learn the basics of each genre with an opportunity to learn about perspective, color mixing, composition etc. Students will be encouraged in finding their own personal voice with teacher support and guidance. This is a springboard class.

\$315.00



## \*NEW\* Landscape Drawing (Ages: 14-17)

Nomi Silverman

Saturday | 9:30 AM - 12:30 PM

4 Weeks: April 5 - May 3

Working outdoors, around the beautiful Silvermine campus, students will explore the many facets of the landscape. We will explore composition, develop tonal sketches, achieve perspective; and translate it all into a dynamic landscape. Through demonstration and personal artistic guidance, each student will develop their unique artistic voice and gain informed and valuable skills. Students may work with a variety of drawings to learn the traditional techniques such as proportion, shading, and composition. *\*class will not meet on April 12\**

\$285.00

## PRINTMAKING



## Discover the Possibilities of Printmaking! (Ages: 10-13)

Evelyn Harvey

Wednesday | 4:00 PM - 6:00 PM

8 Weeks: April 2 - May 21

Go beyond painting and drawing and try something brand new! Over the span of this course, students will explore the various modalities of printmaking. Students will engage with monotype, gel plates, relief and stencil. Each medium offers a different visual expression while reviewing the printing process. This process is highly explorative and offers many different outcomes for each student to create unique imagery. Demonstrations will be given and students will receive one on one feedback in a fun and supportive environment. Group discussion is encouraged.

\$355.00





## PHOTOGRAPHY & DIGITAL ARTS



### **Intersection of Digital Art: Nature Journaling and Digital Collage (Ages: 10-13)**


**Bridget Pavalow**

**Sunday | 9:00 AM - 11:00 AM**

**6 Weeks: April 6 - May 18**

Strike a balance between traditional arts practices and the ever expanding world of digital arts processes. Students will learn to appreciate nature by stepping away from screens and observing the world around them. Using mediums such as pastels & watercolors students will capture the beauty of nature in a personal sketchbook. They will then take their drawings and paintings back to the computer lab, to create beautiful digital collages, using Photoshop. Students will have the opportunity to develop basic Photoshop skills, while incorporating hands-on traditional arts mediums, with a focus on observation in nature. *\*class will not meet on April 20\**

**\$290.00**



## MIXED MEDIA & COLLAGE



### **Mixed Media Art (Ages: 6-9)**

**Nell Waters**

**Monday | 4:30 PM - 6:30 PM**

**8 Weeks: March 31 - May 19**

Mixed Media is a good way to keep one's hand in all the fine art mediums like drawing painting printing collage assemblage and with their combinations. During the session there will be drawing from the model, still life and imaginative work. Painting both abstract and realistic collage using collected imagery, assemblage using 3D objects some sculpture with found objects and clay. A combination of mediums will be practiced as Mixed Media can incorporate personal expression. There will be an emphasis of working in one own style favored pallet and with interests and issues unique to each student incorporated into their work. Careful individual instruction and suggestions will be offered with some class discussion about art making artists techniques.

**\$410.00**



## Exploring Drawing, Painting and More!

(Ages: 7-9)

Karen Siegel

Tuesday | 4:30 PM - 6:30 PM

8 Weeks: April 1 - May 20

In this course students will explore the elements of art (color, form, line, shape, space, texture, and value) through various artistic media. Subject matter will include still-life, landscape, abstraction and more. A different art technique will be introduced each week giving the young artist a chance to have fun exploring a variety of materials.

\$410.00



## Exploring Drawing, Painting and More! (Ages: 10-13)

Karen Siegel

Wednesday | 4:30 PM - 6:30 PM

8 Weeks: April 2 - May 21

In this course students will explore the elements of art (color, form, line, shape, space, texture, and value) through various artistic media. Subject matter will include still-life, landscape, abstraction and more. A different art technique will be introduced each week giving the young artist a chance to have fun exploring a variety of materials.

\$410.00

# YOUTH WORKSHOPS

## PRINTMAKING



## \*NEW\* Carve, Ink, Create: Hand-Printed Mother's Day Cards (Ages: 10 & Up)

Evelyn Harvey

Saturday | 10:00 AM - 1:00 PM


1 Day: April 26 - April 26

This Mother's Day themed workshop reviews the relief printmaking process to create your own hand printed cards! This one day session guides through the steps of sketching, carving, inking, and printing an image. Students are encouraged to design their own custom image to share on a card. Great as a mother-child experience, best suited for children ages 10 and up, or for those wishing to create a personalized card for their mother. This workshop is also designed as an introduction to linocut. Instructor demonstration is given, and one on one feedback is provided.

\$100.00



## MIXED MEDIA & COLLAGE



### **School Break Studio Art Jams (Ages: 5-10)**

Marta Kot

*Mixed Media Clay with Sketching and Drawing  
Wildlife Mammals*

Monday | 9:00 AM - 1:30 PM

1 Day: March 31

---

*Hints of Spring: Mixed Media Painting on Canvas*

Monday | 9:00 AM - 1:30 PM

1 Day: April 14

*Bunnies, Ducks & Birds: Watercolor & Oil Pastel  
Exploration with Free-time Clay Exploration*

Thursday | 9:00 AM - 1:30 PM

1 Day: April 17

---

*Exploring Colorful Fish with Printmaking Using Ink  
& Painting*

Friday | 9:00 AM - 1:30 PM

1 Day: April 18

Children will discover the beauty and magic of expression while exploring a variety of materials in each studio session. Skills and techniques will be developed while painting, drawing, sculpting and making friends. Materials may include charcoal, fabric, paint, clay, watercolors, oil pastels, wood, foam, beads and glitter dust, more. View individual class offerings for a full description of the theme!

**\$185.00**

### **School Break Studio Art Jams (Ages: 5-10)**

Marta Kot

*Sculpting with Wood, Painting & Drawing*

Tuesday, Wednesday | 9:00 AM - 1:30 PM

2 Days: April 15 - April 16

Children will discover the beauty and magic of expression while exploring a variety of materials in each studio session. Skills and techniques will be developed while painting, drawing, sculpting and making friends. Materials may include charcoal, fabric, paint, clay, watercolors, oil pastels, wood, foam, beads and glitter dust, more.

**\$345.00**

### **Sunday Mornings at Silvermine (Ages: 5-10)**

Marta Kot

*Nature & Spring: Mixed Media Exploration on Canvas*

Sunday | 9:00 AM - 1:00 PM

1 Day: April 6

---

*Flowing Trees and the Natural Landscape: Painting & Pastel Drawing*

Sunday | 9:00 AM - 1:00 PM

1 Day: May 18

Children explore with creativity and express themselves in a unique and personal way. Skills and techniques will be developed while painting, drawing, sculpting and making friends. Materials may include charcoal, fabric, paint, clay, watercolors, oil pastels, wood, foam, beads and glitter dust, more. View individual class offerings for a full description of the theme!

**\$175.00**

